	UA	AZ	GS	GSR
Appearance				
Outline (L x W x H) mm	15.5 x 10.5 x 11.4	15.4 x 10.5 x 11.4	20.3 x 9.9 x 12	25.0 x 8.0 x 8.5
Weight	3.5g	3.5g	4.8g	2.4g
Features	● Small size with SPDT contact form. ● SS and SH type are available.	● Small size with SPDT contact form ● Two power consumption 0.2W and 0.45W are available	● 2 Poles in small package. ● Dual in Line terminal arrangement ● Two Power consumption	● SPST Contact Form ● From Open Type Metal or Plastic Shield are available for various selections
Contact Specification				
Contact Form	SPST/SPDT	SPST/SPDT	DPDT	SPST
Maximum Allowable Contact Current (A)	3A	1A	2A	(H) 0.5A; (F) 1A
Contact Capacity (Resistive Load)	3A/120VAC 3A/24VDC	1A/120VAC 1A/24VDC	1A/120VAC 2A/24VDC	H: 0.1A/110VAC 0.5A/24VDC F: 0.5A/100VAC 1A/24VDC
Reference Minimum Switching Load	10mA, DC 5V	1mA, DC 1V	1mA, DC 1V	1mA, DC 1V
Coil Specification				
Nominal Coil Voltage (V) DC	3,5,6,9,12,24	3,5,6,9,12,24	3,5,6,9,12,24,48	3,5,6,8,9,12,24
Nominal Coil Voltage (V) AC	-	-	-	-
Coil Power Consumption	0.36W	D Type : 0.45W L Type : 0.20W	D Type : 0.36W T Type : 0.20W	0.1-0.28W
Dielectric Strength				
Between Coil & Contact (50/60 Hz for 1 minute)	AC 500V	AC 500V	AC 1,000V	AC 3,000V (for one second)
Between Contact (50/60 Hz for 1 minute)	AC 500V	AC 500V	AC 500V	DC 200V (for one second)
Life Expectancy (Operations)				
Electrical	1×10^5	1×10^5	1×10^5	2×10^6
Mechanical	1×10^7	1×10^7	1×10^7	1×10^7
Safety Standard Certificate	UL	UL , CSA	C-UL	H Type : UL , CSA
Bottom View	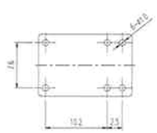	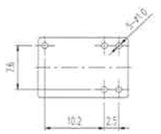	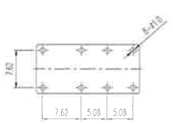	
Mounting Method				
Page	21~22	23~24	25~26	27~28

Note : Meaning of symbol marks : PC board terminal

DIR	SIR	EIR	ST	GM4
19.8 x 7.0 x 5.5	19.2 x 5.1 x 7.7	23.0 x 7.8 x 9.8	12.6 x 7.5 x 10.0	20.1 x 9.8 x 12.0
1.8g	1.6g	5g	2g	4.5g
● Epoxy molded Dual-in Line package. ● Low Profile, mounting space compatible with DIPIC.	● Epoxy molded Single-in Line package. ● Mounting space less by half compared to Dual-in-line package	● Single-In-Line package with metal cap. ● 2.54mm IC terminal arrangement. ● Wide operational voltage and low power consumption	● Very Small size with Light Weight. ● Various Coil Sensitivity Types are available. ● Wide operation Coil Voltage Range.	● DIL Pitch Terminals High Sensitivity . ● Conforms to FCC Part 68 1.5kV Surge and Dielectric 1,000VAC
SPST	SPST	SPST	SPDT/SDST	DPDT
0.5A	0.5A	0.5A	2A	1A
1A Carrying ; 0.5A Switching	1A Carrying ; 0.5A Switching	0.5A/120VAC 0.5A/30VDC	2A/120VAC 2A/24VDC	1A/24VDC 0.5A/120VAC
-	-	-	10mA , DC 5V	0.01mA, DC 10Mv
5,12,24	5,12,24	3,5,6,8,9,12,24	3,5,6,9,12,24	3,5,6,9,12,18,24,48
-	-	-	-	-
0.05-0.28W	0.05-0.28W	0.05-0.28W	D Type : 0.36W T Type : 0.2 W L Type :0.15W	0.15W ~ 0.45W
DC 1,000V	DC 1,000V	AC 1,500V	AC 1,000V	AC 1,000V
AC 150V	AC 250V	AC 200V	AC 400V	AC 1,000V
1×10^8	1×10^8	1×10^8	1×10^5	5×10^5 ; 2×10^5
1×10^8	1×10^8	1×10^8	1×10^7	1×10^8
C-UL	C-UL	C-UL	C-UL	C-UL
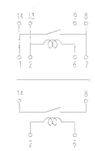	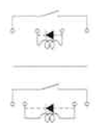	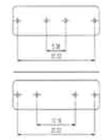	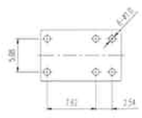	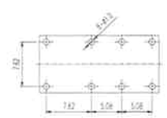
29~30	31~32	33~34	35~36	37~38